


Do you want to try sleeping like a soldier?

Climb up and see for yourself what it's like to lay down in the Soldiers' bunk! Located on the ground floor of the Soldiers' Barracks (number 7 on your map) find a bunk prepared for you!

Be sure to take a picture and use these hashtags:

#sleeplikeasoldier #fortticonderoga



Looking for ways to keep your kids engaged this summer?

Click the QR code to try our Center for Digital History!

This program is funded in part by:



In His Majesty's Service



An adventure for your whole family!

Step into Fort Ticonderoga and help staff portraying the British garrison with their daily duties! Explore Fort Ticonderoga's 2000-acres of historic landscape as history comes to life through exciting programs, historic trades, thrilling weapons demonstrations, family tours, and more!

Investigate museum exhibits to see the amazing and rare objects from the past and hear stories about France and England's struggle to take North America and how that eventually led to America's fight for independence.

While you explore, be sure to complete the following tasks to earn prizes of historic proportions!

EXHIBITS

Explore the exhibits throughout the Soldiers' Barracks and Mars Education Center to find your favorite item! Draw that item on the next page! Don't forget to explore the interactive exhibit on the bottom floor of the Soldiers' Barracks too!



MUSKET MAINTENANCE

Soldiers must keep their weapons in proper working order. Enter the lower level of the Officers' Barracks and help a soldier maintain their musket and learn the different parts that make this weapon work. Receive your own cartridge for helping the soldiers!



SHOEMAKING

A barefoot army wouldn't march very far! Visit our shoemakers to learn how they kept the army in good standing order. Watch shoemakers cut and sew leather for their fellow soldiers and receive your own piece of leather!



MARITIME TRADES

In order to move soldiers and supplies up Lake Champlain to Fort Ticonderoga, the British Army employed small boats called bateaux. Visit the boathouse near the King's Garden and help soldiers build a boat, sail, or try your hand at rigging! You'll be able to learn important knots sailors would have used!

TAILORING

Appearance matters in the British Army. Soldiers must be well-dressed and comfortably clothed year round. Visit the tailors on the second floor of the Officers' Barracks to see what goes into clothing a soldier in the British Army. Receive a piece of cloth from the tailors to take with you!



SOLDIER'S GARDEN













The King's Garden provided British soldiers at Ticonderoga with vital vegetables needed to stay healthy. Help soldiers tend the garden and receive cabbage seeds in their very own 18th century seed packet!





FORT
TICONDEROGA


I-Spy Scavenger Hunt

<p>CANNON</p> <input data-bbox="155 383 205 451" type="checkbox"/> 	<p>MORTAR</p> <input data-bbox="386 383 436 451" type="checkbox"/> 	<p>GABION</p> <input data-bbox="600 383 651 451" type="checkbox"/> 	<p>FLAG</p> <input data-bbox="827 383 877 451" type="checkbox"/> 
<p>OXEN</p> <input data-bbox="155 776 205 844" type="checkbox"/> 	<p>SOLDIER</p> <input data-bbox="386 776 436 844" type="checkbox"/> 	<p>FLOWER</p> <input data-bbox="600 776 651 844" type="checkbox"/> 	<p>VEGETABLE</p> <input data-bbox="827 776 877 844" type="checkbox"/> 
<p>BARRACKS</p> <input data-bbox="155 1198 205 1266" type="checkbox"/> 	<p>BATEAU</p> <input data-bbox="386 1198 436 1266" type="checkbox"/> 	<p>LAKE CHAMPLAIN</p> <input data-bbox="600 1198 651 1266" type="checkbox"/> 	<p>WOMEN</p> <input data-bbox="827 1198 877 1266" type="checkbox"/> 



FORT
TICONDEROGA

Draw your favorite exhibit item here!





Fort Ticonderoga Family Programs Map

1 Family Programs Tent

2 Demonstration Area

Join us at 11 a.m. for a musket demonstration and 2 p.m. for a cannon demonstration.

3 Camp Kitchen

4 Flag Pole

5 Road to the King's Garden and Maritime Trades

6 Mars Education Center

Modern Facilities located on main floor.

Exhibits located on the bottom and second floor.

7 Shoemakers & Sleep like a Soldier

Located on the bottom floor of the Soldiers' Barracks nearest the Mars Education Center door.

8 Exhibits

Located on the second and third floor of the Soldiers' Barracks. Interactive exhibits located on the bottom floor.

9 Musket Maintenance

Located on the bottom floor of the Officers' Barracks.

10 Tailors

Located on the second floor of the Officers' Barracks.



To receive your fatigue pay, fill in the blanks using all you learned while exploring Fort Ticonderoga!

In 17_____, during the _____
_____ War the
British garrison guarded Fort Ticonderoga.
These men wore _____
broadcloth coats, and _____
breeches . Shoemakers repaired shoes with
_____ from England.
Soldiers slept in barracks where they
shared a bunk with _____ men in their
company. Soldiers ate _____,
_____ and
_____ on a regular basis. All
of these items were transported in vessels
such as bateau on Lake
_____ which
surrounds Fort Ticonderoga.

PRIZES

Return to the family programs tent with:

1. **Completed I-Spy Scavenger Hunt** and stamp your booklet with the broad arrow that was used to show that an item belonged to the British government!

PLACE STAMP HERE



2. A keepsake from four or more of the scavenger hunt locations and complete the fill in the blank paragraph to sign your name in script and receive extra fatigue pay in reproduction currency!

Sign your name here:

Feel free to complete the following coloring and word search during your visit or at home!





A SOLDIER'S PERSONAL EQUIPMENT

Q K C K N W Z H V N C S R S K A L
W E N A V E G T K A D C E S G C A
V T W A R L E N R D R A V A J C F
R J L C P T K T I W O B O L S O H
T Z H P L S R C N L W B C T I U R
Y P L E I I A I O A S A K U D T K
P N B R D V L C D L C R C C E R A
I M B G V Z L W K G T D O U A E O
N H E H A T C H E T E N L J R M W
H S N R O H R E D W O P I U M E I
D D H O X D L T S Y U V O L J N T
C T E N O Y A B O K P F O U F T G
X B Z N P A B Q M G A Y G W C S M
F T E K S U M Q U T R R W H Z H S
O S H O T P O U C H Y L P B A Q S

ACCOUTREMENTS	BAYONET	BELT
CANTEEN	CARTRIDGE POUCH	CARTRIDGES
CUTLASS	FLINTLOCK	HATCHET
KNAPSACK	LOCK COVER	MUSKET
POWDER HORN	SCABBARD	SHOT POUCH
SIDEARM	SLING	SWORD